















CONTENTS

	1 Discoveries:  ; damper pedal	4			
	<i>Quavers on Parade</i>	5			
	<i>Bugle Call</i>	5			
	<i>Big Ben</i>	5			
	Using What You Have Discovered				
	<i>Yankee Doodle</i>	6			
	<i>Happy Birthday to You</i>	7			
	<i>Reveille</i>	8			
	<i>March in Quavers</i>	9			
	Warm-Ups	9			
	2 Discoveries: semitones and whole tones; major 5-finger pattern; transposing				
	<i>Ugly Bug</i>	10			
	<i>After the Bug</i>	10			
	<i>Conversation</i>	11			
	Using What You Have Discovered				
	<i>On Our Way</i>	12			
	<i>Blowing Bubbles</i>	13			
	<i>Old Abe Lincoln</i>	13			
	<i>Springtime in the Alps</i>	14			
	<i>Hurdy-Gurdy</i>	15			
	<i>Chinese Bells</i>	16			
	Warm-Ups	16			
	3 Discoveries: minor 5-finger pattern; perfect 5ths; using perfect 5ths to accompany melodies; 1st & 2nd endings; >; pp and ff				
	<i>Taking Turns</i>	17			
	<i>Musical Moment</i>	18			
	Using What You Have Discovered				
	<i>Little Shepherd</i>	19			
	<i>Distant Rainbow</i>	19			
	<i>Good Catch</i>	20			
	<i>Big Chief</i>	21			
	<i>Batman Theme</i>	22			
	<i>Thunderstorm</i>	23			
	Warm-Ups	23			
	4 Discoveries: major and minor triads; non-triad notes				
	<i>Partly Cloudy</i>	24			
	Using What You Have Discovered				
	<i>Paper Boy</i>	25			
	<i>Fountain in the Rain</i>	25			
	<i>The Pirate</i>	26			
	<i>The Prince</i>	27			
	<i>Brisk March</i>	28			
	<i>Car Horn Rock</i>	29			
	Warm-Ups	29			
	5 Discovery: accompanying with tonic and dominant				
	<i>Wooden Soldier</i>	30			
	<i>Gentle Complaint</i>	30			
	Using What You Have Discovered				
	<i>Lightly Row</i>	31			
	<i>Lonesome</i>	31			
	<i>Spring</i>	32			
	<i>Round the Mountain</i>	33			
	<i>Kinda Blue</i>	34			
	<i>Trumpet Tune</i>	35			
	Warm-Ups	35			
	6 Discovery: two new Landmarks: high G and low F				
	<i>Cricket</i>	36			
	<i>Bulldozer</i>	36			
	Using What You Have Discovered				
	<i>Raindrops</i>	37			
	<i>Tortoise</i>	37			
	<i>Lumberjack</i>	38-39			
	<i>Faraway Chimes</i>	39			
	<i>Sweet Betsy from Pike</i>	40			
	<i>Triad or Not?</i>	41			
	Warm-Ups	41			
	7 Discoveries: intervals up and down from high G; intervals up and down from low F				
	<i>Shy Sparrow</i>	42			
	<i>Secret Agent</i>	42			
	Using What You Have Discovered				
	<i>Real Blue</i>	43			
	<i>Herman the Hippo</i>	43			
	<i>Whistling</i>	44			
	<i>A Sailor's Life</i>	44			
	<i>Cherokee Brave</i>	45			
	<i>Knights at the Ball</i>	46			
	<i>The Giant and the Mosquito</i>	47			
	Warm-Ups	47			
	8 Discovery: 				
	<i>London Bridge</i>	48			
	Using What You Have Discovered				
	<i>Folk Song</i>	49			
	<i>Caravan</i>	50			
	<i>Celebration</i>	50			
	<i>Holidays</i>	51			
	<i>Morning Has Broken</i>	52			
	<i>Traffic Jam</i>	53			
	Warm-Ups	53			
	9 Discovery: rit, , a tempo				
	<i>Calypso Tune</i>	54			
	Using What You Have Discovered				
	<i>Distant Bells</i>	54			
	<i>Oh, Susanna</i>	55			
	<i>La Bamba</i>	56-57			
	<i>Triad Blues</i>	58			
	Warm-Ups	58			
	10 Discovery: 				
	<i>Trampoline</i>	59			
	Using What You Have Discovered				
	<i>To the Fiesta!</i>	59			
	<i>Blues Song</i>	60			
	<i>Merrily We Roll Along</i>	60-61			
	<i>The Modern Dragon</i>	62-63			
	<i>This Land Is Your Land</i>	64			

1. Quavers:



Two quavers
fill the time of
one crotchet



Two quavers are usually beamed together:




4/4

1	2	3	4
1 -	2 -	3 -	4 -

Before playing *Quavers on Parade* on page 5:

- Circle the pairs of quavers.
- Set a strong rhythmic beat by walking on the spot. While walking the beat, count the rhythm out loud.
- On the keyboard lid, tap and count the rhythm:
 - tap upstem notes with RH
 - tap downstem notes with LH



4/4

Count:	1	2	3 -	4	1	2	3	4	1	2	3 -	4	1	2	3	4
Step:	L	R	L	R	L	R	L	R	L	R	L	R	L	R	L	R
Tap:	R	R	R R	R	L	L	L	__	L	L	L L	L	R	R	R	__



Accompanying with Tonic and Dominant



To accompany bars made mainly of **triad notes**, use the **first** degree of the pattern (I).

Degree I is called TONIC.

To accompany bars made mainly of **non-triad notes**, use the **fifth** degree of the pattern (V).

Degree V is called DOMINANT.

Wooden Soldier uses the notes of the ____ major 5-finger pattern.

Tonic (I) is ____ Dominant (V) is ____

Wooden Soldier

1

Gentle Complaint uses the notes of the ____ minor 5-finger pattern.

Tonic (I) is ____ Dominant (V) is ____

Gentle Complaint

5