












CONTENTS

	1 Discoveries: Landmarks & 2nds; <i>mp</i>, <i>mf</i>			6 Discovery: using letters to show the form of a piece	
	<i>G and C</i>	4		<i>Early in the Morning</i>	33
	<i>F and C</i>	4		<i>Drum and Bugle</i>	34
	<i>Ding Dong Bell</i>	5		<i>Bicycle Ride</i>	35
	<i>Sailing</i>	5		Using What You Have Discovered	
	Using What You Have Discovered			<i>Simple Song</i>	36
	<i>Woodpecker</i>	6		<i>Fiesta</i>	36
	<i>Bear Dance</i>	7		<i>Reuben and Rachel</i>	37
	<i>Music Box</i>	8		<i>Surprise Symphony</i>	37
	<i>Over and Over</i>	8		<i>First Boogie</i>	38
	<i>Surfing</i>	9		<i>Harmonica Player</i>	39
	Warm-Ups	9		Warm-Ups	39
	2 Discoveries: beginning a 2nd above Landmarks; repeat sign			7 Discoveries: 4ths; beginning a 4th above or below Landmarks; ties; upbeats	
	<i>Autumn</i>	10		<i>Fish Market</i>	40
	<i>Caution</i>	10		<i>Marching Band</i>	40
	<i>Daydreams</i>	11		<i>Collision</i>	41
	Using What You Have Discovered			<i>Cold Engine</i>	41
	<i>Campfires</i>	11		<i>Scotland's Burning</i>	41
	<i>Somersaults</i>	12		<i>On Tiptoe</i>	42
	<i>Chin Up!</i>	12		<i>Feeling Upbeat!</i>	42
	<i>Robot</i>	13		Using What You Have Discovered	
	<i>The Deep</i>	14		<i>Camel Ride</i>	43
	Warm-Ups	14		<i>The Farmer in the Dell</i>	43
	3 Discoveries: beginning a 2nd below Landmarks			<i>This Is It!</i>	44
	<i>After Rain</i>	15		<i>Bingo</i>	45
	<i>Fireflies</i>	15		<i>Rockin' Fourths</i>	46
	<i>Encore</i>	16		Warm-Ups	46
	Using What You Have Discovered			8 Discoveries: rests 	
	<i>Model T</i>	16		<i>Hiccups</i>	47
	<i>Cowboys</i>	17		<i>Riddle</i>	47
	<i>Whippoorwill</i>	18		<i>Jumpy</i>	47
	<i>Swinging</i>	19		<i>Awkward</i>	47
	<i>Song of the Day</i>	20		Using What You Have Discovered	
	Warm-Ups	20		<i>Forest Echoes</i>	48
	4 Discoveries: 5ths; beginning a 5th above or below Landmarks			<i>Cheshire Cat</i>	49
	<i>Cookie Jar</i>	21		<i>Little Drummer</i>	49
	<i>Sick in Bed</i>	21		<i>Over the Rainbow</i>	50-51
	<i>Weeping Willows</i>	22		Warm-Ups	51
	<i>First Class</i>	22		9 Discoveries: #, b	
	<i>Dizzy</i>	22		<i>Spooks</i>	52
	Using What You Have Discovered			<i>Copycat</i>	52
	<i>Tugboat Annie</i>	23		<i>Which One</i>	53
	<i>Harbour Buoys</i>	23		<i>Indecisive</i>	53
	<i>Spanish Guitars</i>	24		Using What You Have Discovered	
	<i>Rubber Boots</i>	25		<i>County Fair</i>	54-55
	<i>Wooden Shoes</i>	26		<i>Grand Entrance</i>	55
	Warm-Ups	26		<i>Rock Around the Block</i>	56
	5 Discoveries: 3rds; beginning a 3rd above or below Landmarks; staccato			<i>Improvisation</i>	57
	<i>Donkey Talk</i>	27		Warm-Ups	57
	<i>Temper Tantrum</i>	27		10 Discoveries: $\frac{1}{4}$, # and \flat last for a whole bar	
	<i>Shaky</i>	28		<i>Cafeteria</i>	58
	<i>Men from Mars</i>	28		Using What You Have Discovered	
	Using What You Have Discovered			<i>Bubbles</i>	59
	<i>Harvest Waltz</i>	29		<i>Leaky Tap</i>	59
	<i>Polka</i>	29		<i>Bongo</i>	60
	<i>Walking Like Elephants</i>	30		<i>Tick-Tock Blues</i>	60
	<i>Shop Work</i>	31		<i>Pony Song</i>	61
	<i>In the Moonlight</i>	31		<i>The Merry-Go-Round Broke Down</i>	62
	<i>Dreaming</i>	32		<i>When the Saints Go Marching In</i>	63
	Warm-Ups	32		<i>Slightly Jazzy</i>	64
				Warm-Ups	64

UNIT ONE DISCOVERIES

1. Landmarks: F, C, and G

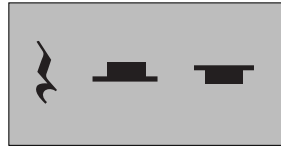
The diagram illustrates the relationship between musical staves and a piano keyboard. On the left, a cartoon mouse wearing a graduation cap and gown holds a pointer. The pointer indicates the **TREBLE (G) CLEF** on the upper staff and the **BASS (F) CLEF** on the lower staff. The upper staff has a note on the **G LINE** (top line) and the lower staff has a note on the **F LINE** (bottom line). Below the staves, a piano keyboard shows three specific keys: **BASS F** (the first white key to the left of the center), **MIDDLE C** (the first white key to the right of the center), and **TREBLE G** (the first white key to the right of the center). Vertical dotted lines connect the notes on the staves to their corresponding keys on the keyboard.

G and C

Musical notation for the exercise "G and C" in 4/4 time. The piece is marked with a forte *f* dynamic. The melody is written in the treble clef, and the bass line is in the bass clef. The lyrics are: "Tre - ble G, Mid - dle C, read - ing land - marks G and C." The first measure of the melody has a finger number "2" above it. The first measure of the bass line has a finger number "2" below it.

F and C

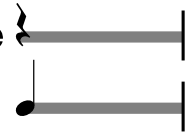
Musical notation for the exercise "F and C" in 3/4 time. The piece is marked with a forte *f* dynamic. The melody is written in the treble clef, and the bass line is in the bass clef. The lyrics are: "F C F first, and now it's re - versed!" The first measure of the melody has a finger number "2" above it. The first measure of the bass line has a finger number "2" below it.



1. Crotchet Rest



A crotchet rest is a sign for silence that lasts as long as a crotchet.



Hiccups

mf Please ex - cuse my hic - cups! What will cure my hic - cups?

2. Minim Rest



A minim rest is a sign for silence that lasts as long as a minim.



Riddle

mp Think you know the an - swer? Sor - ry! Try a - gain.

3. Semibreve Rest



A semibreve rest is a sign for a whole bar of silence in **any** time signature.

Jumpy

p Who is knock - ing? Did you hear it? *f* I don't hear a thing.

Awkward

f Care - ful - ly, clum - si - ly, I'll nev - er learn how to dance.

How many crotchet rests are there? ____ Circle the minim rests.

When the Saints Go Marching In



Joyfully (*8va higher with duet*)

American Gospel

f Oh, when the saints go march-ing in, oh, when the

saints go march - ing in, oh, Lord I want to

be in that num-ber, when the saints go march-ing in!

(Teacher)

8va