







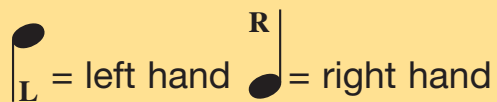


# CONTENTS

	<b>1 Discoveries: higher, lower, <math>\text{♩}</math>, <math>\text{♪}</math></b>			<b>4 Discoveries: <math>\text{♩}</math>, 2nds</b>			<b>7 Discovery: 4ths</b>	
	<i>Take Off</i>	4		<i>Winter Fun</i>	32		<i>Railroad Crossing</i>	53
	<i>Landing</i>	5		<i>Naptime</i>	33		<i>Noisy Neighbors</i>	53
	<i>In a Canoe</i>	6		<i>Winter Night</i>	33		<b>Using What You Have Discovered</b>	
	<i>Space Ship</i>	7		<b>Using What You Have Discovered</b>			<i>Ship Ahoy!</i>	54
	<b>Using What You Have Discovered</b>			<i>Scout Day</i>	34		<i>Ranch Mail</i>	55
	<i>In a Garden</i>	8		<i>Thunderstorm</i>	34		<i>Rocket Ship</i>	56
	<i>Inchworm</i>	9		<i>Stubborn Mule</i>	35		Warm-Ups	57
	<i>Rollerblades</i>	10		<i>Dinosaurs</i>	35		Rhythm	57
	<i>Playing Frisbee</i>	11		<i>Merrily We Roll Along</i>	36		Written Work and Composing	58
	Rhythm Reading	12		Warm-Ups	37			
	Written Work and Composing	13		Rhythm Reading	37			
				Written Work and Composing	38			
	<b>2 Discoveries: <i>p</i>, <i>f</i>, repeated notes</b>			<b>5 Discovery: 3rds</b>			<b>8 Discoveries: <math>\text{♩}</math>, 5ths</b>	
	<i>A Secret</i>	14		<i>Snowfall</i>	39		<i>Pussy Willows</i>	59
	<i>Rock Band</i>	15		<i>Shells</i>	39		<i>Oh, My!</i>	60
	<i>On the Bleachers</i>	16		<b>Using What You Have Discovered</b>			<i>King George V</i>	60
	<b>Using What You Have Discovered</b>			<i>Parade</i>	40		<b>Using What You Have Discovered</b>	
	<i>Circus Clown</i>	17		<i>Tree House</i>	40		<i>Square Dance</i>	61
	<i>Bluebird</i>	18		<i>Stargazers</i>	41		<i>Clouds</i>	62
	<i>Halloween</i>	19		<i>Beethoven's Ninth</i>	42		<i>Old MacDonald</i>	63
	Rhythm Reading	20		<i>Skating</i>	43		Warm-Ups	64
	Written Work and Composing	21		Warm-Ups	44		Rhythm	64
				Rhythm Reading	44		Written Work and Composing	64–65
				Written Work and Composing	45			
		<b>3 Discoveries <math>\text{♩}</math>, <i>8va</i></b>					<b>6 Discovery: time signatures</b>	
<i>Drifting</i>		22	<i>Crocodile</i>	46		<i>Bass Staff</i>	66	
<i>Kites</i>		23	<i>Snake Charmer</i>	46		<i>Treble Staff</i>	67	
<i>Climbing</i>		24–25	<i>Centipede</i>	46		<i>Walking on Stilts</i>	68	
<b>Using What You Have Discovered</b>			<b>Using What You Have Discovered</b>			<i>Tumbleweed</i>	68	
<i>Hang Gliding</i>		26	<i>Pumpkin Eater</i>	47		<b>Using What You Have Discovered</b>		
<i>Summer Clouds</i>		27	<i>Camptown Races</i>	48		<i>Quiet Evening</i>	69	
<i>The Schumanns</i>		28	<i>Bedtime</i>	49		<i>Sunny Morning</i>	69	
<i>Submarine Dive</i>		29	<i>Marching Band</i>	50		<i>Graduation March</i>	70–71	
Warm-Ups		30	Warm-Ups	51		Warm-Ups	72	
Rhythm Reading		30	Rhythm	51		Rhythm	72	
Written Work and Composing		31	Written Work and Composing	52		Written Work and Composing	72	

Play all pieces in this unit on groups of 2 black keys. Use your pointer fingers.

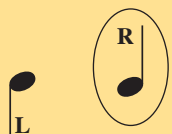


In *Take Off* there are:

4 groups of notes

4 notes in each group

Each group begins with



All groups are alike except each group **looks**

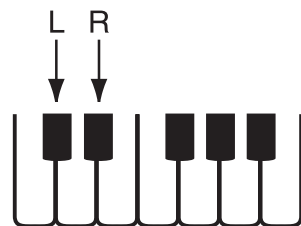


LOWER    HIGHER

each group **sounds**

LOWER    HIGHER

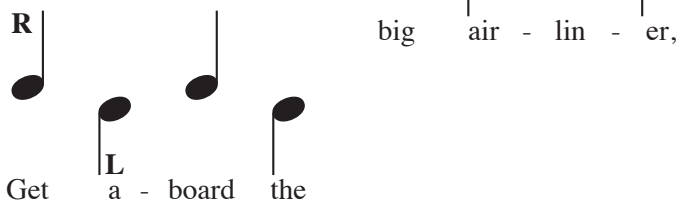
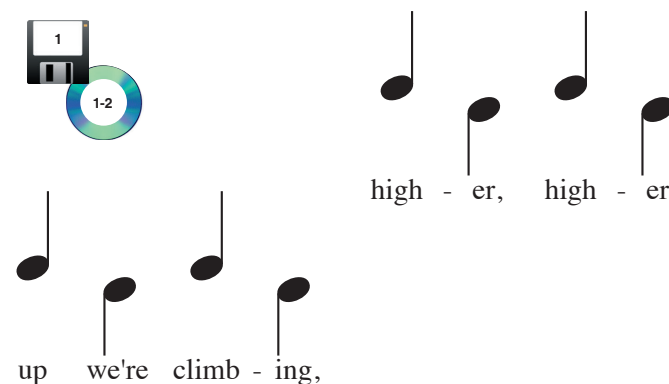
## 1. Learning about Higher

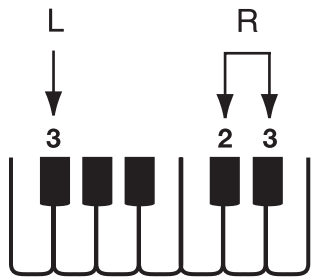


When notes LOOK higher, they SOUND higher, and you PLAY up the keyboard, to the **right**.



## Take Off





# Stargazers



*p*

3 2 3

*gva*

Ly - ing out - side on a warm sum - mer night, watch - ing the stars is an end - less de - light.

(student)

(teacher)

*p*

In *Stargazers*:

RH plays  $\widehat{3\ 2\ 3}$  smoothly.

LH plays repeated notes.

This is a new feel!

Before playing, play silently on the keyboard cover, saying the finger numbers.

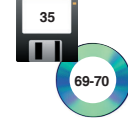
Will the notes within each slur sound smooth and connected?

Will each  $\text{♩}$  last as long as  $\text{♩} \text{♩} \text{♩}$  ?



# USING WHAT YOU HAVE DISCOVERED

## Ship Ahoy!

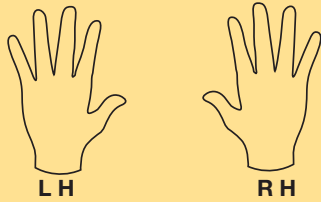


In *Ship Ahoy!*:

LH begins on \_\_\_\_.

RH begins up a 4th on \_\_\_\_.

Number the fingers you will use:



Circle the only measure in line 2 that is different from line 1.

When you can play *Ship Ahoy!* easily, rearrange it.



Play it several ways till you find the way you like best!

**4**

**A**

*f*

Ship a - hoy! Ship a - hoy! Let's go sail - ing ship a - hoy!

Ship a - hoy! Ship a - hoy! Out be - yond the farth - est buoy.

(student)


(teacher)

*mf*

Write the name of the key a 5th **below** each key that is checked.



Write 3 under all the 3rds, 5 under all the 5ths.



Write the name of the key a 4th **above** each key that is checked.



Write the name of the key a 4th **below** each key that is checked.



Trace the note a 5th **below** each note:



Write the note a 4th **above** each note:



Write the note a 4th **below** each note:



*Make some pieces of your own . . . using 5ths and* ○

Your pieces could be about Chinese gongs, Indian drums or whatever you like.

Write the name of your favorite piece here: \_\_\_\_\_

