

**The Vinyl DJ BOOK**

Some General Terms	page 4	DJ Advances	32
The Vinyl DJ Intro	5	Reading Music	32
The Gear	7	DJ Notation	33
Turntable	8	Rests and Holds	33
Needles	9	Triplets	34
Slipmats	9	Advanced Scratches	35
Mixers	10	The Tear	35
Headphones	11	The Transform	37
Speakers	11	Crab	39
Your Records	12	Beat Chops	40
DJ Essentials	13	Drum Rhythms	42
Cueing Up	13	Using Your Skills	43
Searching for Sounds	14	Index	46
Marking Your Records	15		
Music Theory 101	16		
Beats	16		
Downbeats	16		
Bars	17		
Verses and Choruses	17		
Breaks	17		
Intent	18		
Beat-Match Mixing	19		
The Basic Beat-Match	20		
Mixing the Beat-Match	22		
Basic Remixes	23		
Scratch Basics	25		
The Baby	27		
The Forward	28		
The Reverse	29		
The Stab	30		
The Chirp	31		

**The Vinyl DJ RECORDS**


The two records are identical and contain the following tracks:

**Side 1 for mixing**

track 1	The Back	2:30
track 2	Easy	2:30

**Side 2 for scratching**


track 1	DJ 31hz vocal bank	0:20
track 2	DJ 31hz sound bank	0:20
track 3	Sonic Foundry effects*	0:20
track 4	Beach Slider	2:30
track 5	KNS vinyl scratches**	2:30



When you see this record symbol, specific tracks are being recommended for the corresponding lesson.

\*courtesy of Sonic Foundry software

\*\*from the video, *Djing in a Band*



## THE BASIC SCRATCHES

DJs scratching on vinyl became a primary sound in rap and hip-hop in the 1980s and is now commonly heard in all kinds of music—from rock-and-roll to jazz to middle-eastern pop music. Take a look at Billboard's Top 40 records. Over half of the bands listed have a DJ (January 2002). Scratching is the newest hip sound of the 21st century.

### OBTAINING VINYL


You can scratch on any record, whether it's Scott Joplin or ColdCut. But beware—your favorite records will feel the effects because, without a doubt, scratching eventually wears out your records on the sounds that you scratch most.

Besides your favorite band's records, you may want to check out records that are made especially for scratching, such as those on the DirtStyle label. Often these records will have hip-hop and dance beats on one side and scratch sounds and vocal samples on the other.

### SCRATCH TO A BEAT

You should practice scratching with a beat. It will teach you to play at a steady tempo and add a more musical touch to your scratching. And it's much more fun.

Put the beat record (or a favorite song) on the turntable that's on the side of your less dominant hand (if you're right handed, put the beat on the left side so that your right hand is free to scratch, and vice versa for lefties). Put the scratching record on the other side, the side of your stronger hand. As time goes on, you can



*This book came with two identical records for your scratching pleasure and practice.*

*Side 2 focuses on the scratching skills with samples, a slow beat, and a scratch demo.*