


# CONTENTS

---

1.	Basic musical symbols for notation of pitch and rhythm .....	4
2.	C Major Scale. Key of C Major .....	5
3.	D Major Scale starting on the open D string. Key of D Major .....	6
4.	Introduction to reading in D Major. Duets in D Major using whole and half steps (2nds) .....	7
5.	Duets in D Major.....	8
6.	Introduction to the interval of a 3rd. Duets with 2nds and 3rds .....	14
7.	Duets in D Major .....	15
8.	Introduction to 3/4 meter. The dotted half note. Duets in 3/4.....	16
9.	Duets in D Major .....	17
10.	A Major Scale starting on the open A string. Key of A Major .....	18
11.	Introduction to reading in A Major. Duets in A Major.....	19
12.	Duets in A Major .....	20
13.	Introduction to the interval of a 4th. Duets with 2nds, 3rds, 4ths.....	24
14.	Duets in A Major .....	25
15.	Introduction to eighth notes. Duets with eighth notes.....	27
16.	Duets in A Major .....	28
17.	G Major Scale starting on the open G string. Key of G Major.....	30
18.	Introduction to reading in G Major. Duets in G Major .....	31
19.	Duets in G. (Open G string scale) .....	32
20.	G Major Scale starting on G (third finger) on the D string. Low second finger on the A and E strings. Key of G Major .....	34
21.	Introduction to reading in G major starting on the D string G .....	35
22.	Duets in G Major .....	36
23.	Introduction to the interval of a 5th. Duets with 2nds, 3rds, 4ths, and 5ths .....	42
24.	Duets in G Major .....	43
25.	Introduction to the dotted quarter note and slurs. Duets with dotted quarter notes and slurs.....	46
26.	Duets in G Major .....	47

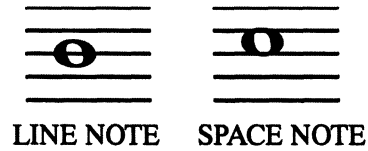
# MUSIC SYMBOLS — PITCH

Five lines are called a STAFF.

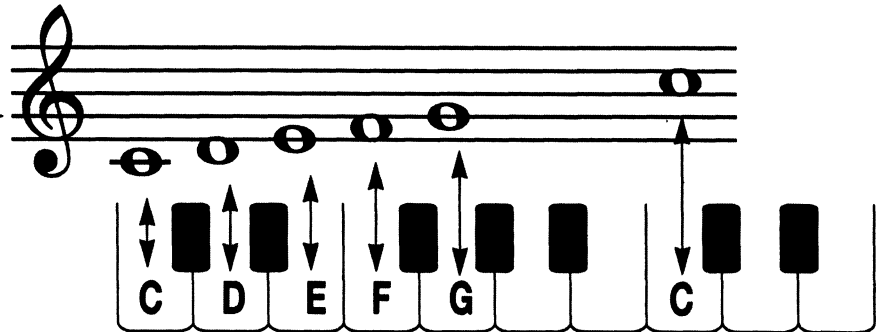


Music notes are placed on a STAFF.

LINE and SPACE NOTES

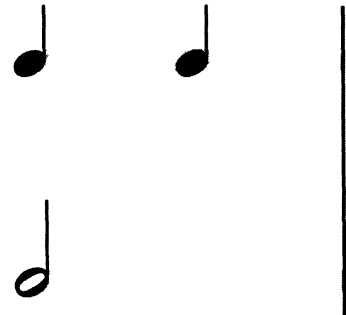
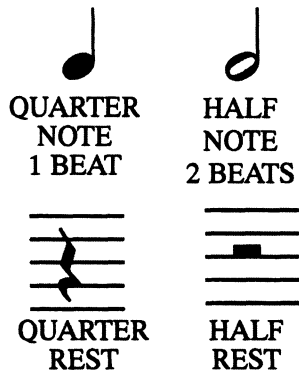


The G CLEF draws a circle around this line G



# MUSIC SYMBOLS — RHYTHM

QUARTER NOTES  
HALF NOTES  
and RESTS



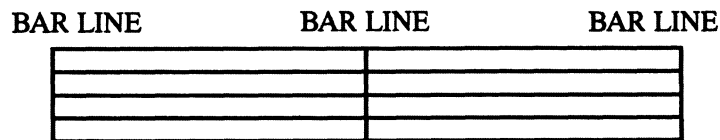
A HALF NOTE sounds as long as TWO QUARTER NOTES.

At the beginning of each piece of music a TIME SIGNATURE appears on the staff.

The TOP NUMBER tells the NUMBER OF BEATS in a MEASURE.


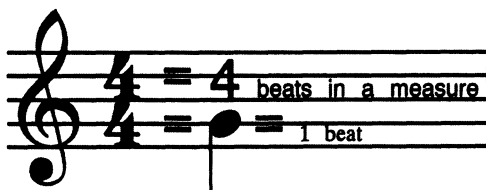
The BOTTOM NUMBER tells what KIND OF NOTE gets ONE BEAT.

TIME SIGNATURES



MEASURE

MEASURE




# FOURTHS

The interval between two notes that are three steps apart is called a **FOURTH**. The note names skip two letters: C-F, D-G, E-A, etc. If the three steps in the interval are two whole steps and one half step, that fourth is called a **PERFECT FOURTH**. This is the most common fourth, and the only kind to be found in the music presented here. The intervals in the scale from 1-4, or 5-8 are frequently-found examples of perfect fourths. (Fourths with three whole steps in the interval are called **AUGMENTED FOURTHS**, occurring in a major scale only between the 4th and 7th notes of the scale. These will be discussed and played later.)

If the first note of a fourth is on a space, the second note is on the second line above, or the second space below. If the first note is on a line, the second note is on the second space above, or the second space below. Notice the fingering in the example below: Ascending perfect fourths, 0-3, 1-4, 2-1 (upper string). Descending perfect fourths: 3-0, 1-2, 0-1 (or 4-1).

Before playing examples 19-28, connect each fourth in the examples with a bracket.

## PERFECT FOURTHS



19.

Example 19: A two-staff musical exercise in G major, 4/4 time. The first staff contains ascending perfect fourths: G4 (quarter), C5 (quarter), F5 (quarter), B4 (quarter), E5 (quarter), A4 (quarter), D5 (quarter), G4 (quarter). The second staff contains descending perfect fourths: G4 (quarter), C5 (quarter), F5 (quarter), B4 (quarter), E5 (quarter), A4 (quarter), D5 (quarter), G4 (quarter). The exercise is repeated twice.

20.

Example 20: A two-staff musical exercise in G major, 4/4 time. The first staff contains ascending perfect fourths: G4 (quarter), C5 (quarter), F5 (quarter), B4 (quarter), E5 (quarter), A4 (quarter), D5 (quarter), G4 (quarter). The second staff contains descending perfect fourths: G4 (quarter), C5 (quarter), F5 (quarter), B4 (quarter), E5 (quarter), A4 (quarter), D5 (quarter), G4 (quarter). The exercise is repeated twice.