

CONTENTS

UNIT ONE.....Page

Stop! Look! Learn!

Interval of a 4th.....	6, 7
Dotted quarter notes, eighth notes.....	8, 9

Stop! Look! Play!

2nds and 3rds in Treble G position.....	10
4ths in Treble C, Middle C, and Treble G position.....	11

DESTINATION ONE12-21

Treble G position12, 13	Eighths and dotted quarters12
Love Somebody14	Where Have You Gone18
Woodpecker's Song14	Slavonic Dance18
Autumn Days15	Eighths and dotted quarters19
Jumping Jack15	Gliding20
Trampoline Fun16	Come Dance With Me21

UNIT TWO

Stop! Look! Learn!

F clef, Bass staff, Bass G, Ledger lines.....	22
Time signatures 3/8 and 6/8.....	23, 24

Stop! Look! Play!

2nds and 3rds in Bass G position	25
--	----

DESTINATION TWO26-37

Bass G position26, 27, 28	Joining Hands.....33
Taking Turns.....29	Upstairs-Downstairs34
Country Song30	Joining Hands.....35
Taking Turns.....31	Merrily We Roll Along.....36
Run and Jump32	Sleep, Baby, Sleep37

UNIT THREE.....Page

Stop! Look! Learn!

Interval of a 5th.....	38, 39
Bass C, Grand Staff.....	40

Stop! Look! Play!

2nds, 3rds, 4ths and 5ths in Bass C position	41
5ths in Middle C, Treble C, Treble G, and Bass G positions.....	42

DESTINATION THREE43-53

Bass C position.....43, 44	Bugle Call49
Snowfall.....45	Puppet's Dance.....50
My Goldfish46	Leap Frog51
Picnic Time.....47	The Crocodile52
Swinging.....48	Barcarolle53

UNIT FOUR

Stop! Look! Learn!

Half steps, sharps, flats, naturals	54, 55
Rests: whole, half, quarter, and eighth	56

Stop! Look! Play!

Sharps, flats and naturals.....	57, 58
---------------------------------	--------

DESTINATION FOUR.....59-69

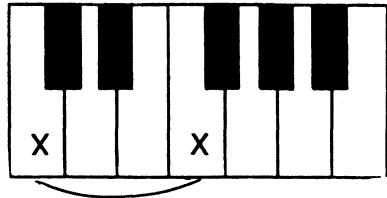
Stop and Go.....60	Twist and Turn65
Wiggly Worm61	Song of Joy66
Halloween.....62	Oats, Peas, Beans.....67
Pushups63	Musette.....68
The Robot.....64	Jingle Bells69

APPENDIX - *Stop! Listen!*70-72

UNIT ONE

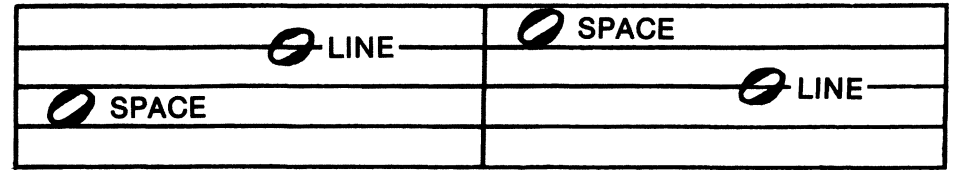
Stop! Look! Learn!

INTERVAL
of a
4TH



On the keyboard a 4TH looks like this.
Two keys are skipped.

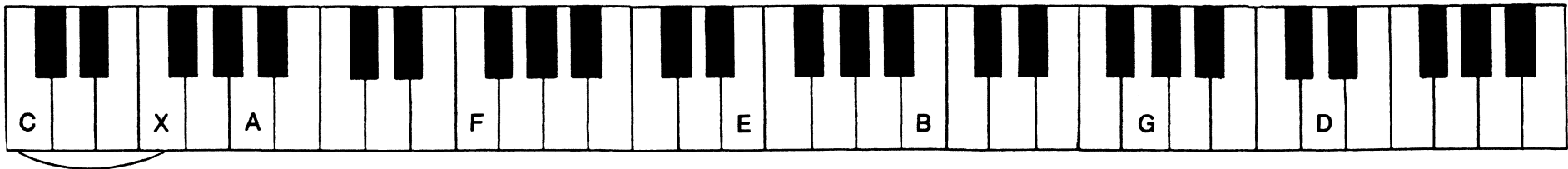
On the staff a 4TH looks like this. One line and one space are skipped.




4TH UP

4TH DOWN

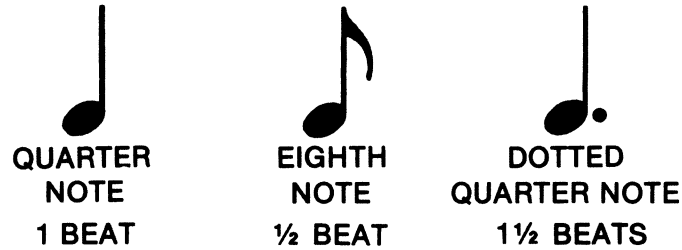
Put an X on the key a 4TH ABOVE each named key.
Connect the 2 keys.



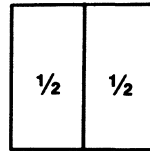
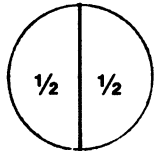
Draw a note on the line or space a 4TH ABOVE each note.



DOTTED QUARTER and EIGHTH NOTES



Anything divided in half is cut into 2 parts of exactly the same size.



The sound of a note that lasts one beat can be divided into 2 sounds of exactly the same length. (See No. 1)

Notes played on EACH HALF of the beat are called EIGHTH NOTES.

Count them this way: 1 na 2 ta 3 ra 4 fa

A. Point at the , counting as you point.

B. Point at the , counting as you point.
Say the numbers louder than the syllables.
Feel a steady, strong rhythmic beat!

C. Point at the and counting as you point.
You will hear that the is on "ta",
the second half of the second beat.

1. 2.

An sounds HALF AS LONG as a or 1/2 beat.

A sounds AS LONG as 3 or 1 1/2 beats.

Eighth notes may have separate flags () or connecting beams (). The beams usually appear in keyboard music.

A.

B.

C.