

# Suzuki®

## PIANO SCHOOL

Volume 1  
*International Edition*



Photo by Arthur Montzka



AMPV: 1.02

Copyright © 2018, 2008, 1995, 1978 International Suzuki Association  
Sole publisher for the entire world except Japan:  
Summy-Birchard, Inc.

Exclusive print rights administered by Alfred Music  
All rights reserved. Printed in USA.

Book:	Book & CD:
ISBN-10: 0-7390-5447-3	ISBN-10: 0-7390-5164-4
ISBN-13: 978-0-7390-5447-5	ISBN-13: 978-0-7390-5164-1

The Suzuki name, alone and in combination with “Method” or “Method International”, International Suzuki Association, and the Wheel device logos are trademarks (TM) or Registered Trademarks of the International Suzuki Association, used under exclusive license by Alfred Music.

Any duplication, adaptation or arrangement of the compositions contained in this collection requires the written consent of the Publisher. No part of this book may be photocopied or reproduced in any way without permission. Unauthorized uses are an infringement of the U.S. Copyright Act and are punishable by law.

# CONTENTS

	<i>Track</i>	<i>Page</i>
<b>First and Second Studies for Right Hand</b> .....		8
<b>1</b> “Twinkle, Twinkle, Little Star” Variations (right hand only), <i>Shinichi Suzuki</i>		
<b>Variation A.</b> .....	1.	9
<b>Variation B.</b> .....	2.	10
<b>Variation C.</b> .....	3.	10
<b>Introduction to Tonalization.</b> .....		11
<b>Right-Hand Tonalization</b> .....		11
<b>Theme (right hand only)</b> .....	4.	11
<b>First and Second Studies for Left Hand</b> .....		12
“Twinkle, Twinkle, Little Star” Variations (left hand only), <i>Shinichi Suzuki</i>		
<b>Variation A.</b> .....	5.	13
<b>Variation B.</b> .....	6.	14
<b>Variation C.</b> .....	7.	14
<b>Left-Hand Tonalization</b> .....		15
<b>Theme (left hand only)</b> .....	8.	15
<b>2</b> <b>Lightly Row</b> , <i>German Folk Song</i> .....	9.	16
<b>3</b> <b>The Honeybee</b> , <i>Bohemian Folk Song</i> .....	10.	17
<b>4</b> <b>Cuckoo</b> , <i>German Folk Song</i> .....	11.	18
<b>5</b> <b>Lightly Row</b> , <i>German Folk Song</i> .....	12.	19
<b>6</b> <b>French Children’s Song</b> , <i>French Folk Song</i> .....	13.	20
<b>7</b> <b>London Bridge</b> , <i>English Folk Song</i> .....	14.	21
<b>8</b> <b>Mary Had a Little Lamb</b> , <i>American Nursery Song</i> .....	15.	22
<b>9</b> <b>Go Tell Aunt Rhody</b> , <i>Folk Song</i> .....	16.	23
<b>10</b> <b>Au Clair de la Lune</b> , <i>Jean-Baptiste Lully</i> .....	17.	24
<b>11</b> <b>Long, Long Ago</b> , <i>Thomas Haynes Bayly</i> .....	18.	25
<b>12</b> <b>Little Playmates</b> , <i>F. X. Chwatal</i> .....	19.	26
<b>13</b> <b>Chant Arabe</b> , <i>Anonymous</i> .....	20.	27
<b>14</b> <b>Allegretto 1</b> , <i>Carl Czerny</i> .....	21.	28
<b>15</b> <b>Goodbye to Winter</b> , <i>Folk Song</i> .....	22.	30
<b>16</b> <b>Allegretto 2</b> , <i>Carl Czerny</i> .....	23.	31
<b>17</b> <b>Christmas-Day Secrets</b> , <i>T. Dutton</i> .....	24.	32
<b>18</b> <b>Allegro</b> , <i>Shinichi Suzuki</i> .....	25.	34
<b>19</b> <b>Musette</b> , <i>Anonymous</i> .....	26.	35

# First Study for Right Hand

Première étude pour la main droite • Erste Übung für die rechte Hand • Primer Estudio para la Mano Derecha

Note: Tempo markings and dynamics are not indicated on the music for pages 8–25 of this book. Teacher recommendations and the recording should serve as guides.

1. After practicing the first bar thoroughly, the remaining fingers should be practiced in like manner.
2. The tempo should be increased as the pupil progresses.

Note: Le rythme et la dynamique ne sont pas indiqués pour la musique des pages 8 à 25 de ce livre. Suivez les recommandations de votre professeur et écoutez les enregistrements.

1. Après vous être bien exercé sur la première mesure, faites de même avec les autres doigts.
2. Le rythme devra s'accélérer au fur et à mesure des progrès de l'élève.

Anmerkung: Tempo und Dynamik sind für die Stücke von Seite 8–25 nicht angegeben. Die Empfehlungen des Lehrers und die Aufnahmen leisten hierzu Hilfe.

1. Nachdem der erste Takt ausführlich geübt wurde, sollten die anderen Finger in gleicher Weise geübt werden.
2. Das Tempo wird den Fortschritten des Schülers entsprechend gesteigert.

Las indicaciones de dinámica y tempo no están señaladas en la música de las páginas 8 a la 25 de este libro. Las recomendaciones del maestro y las grabaciones deben servir como guía.

1. Después de estudiar el primer compás a conciencia, deberá practicarse de la misma manera con los otros dedos.
2. El tempo debe incrementarse de acuerdo al progreso del alumno.

# Second Study for Right Hand

Deuxième étude pour la main droite • Zweite Übung für die rechte Hand • Segundo Estudio para la Mano Derecha

1

# “Twinkle, Twinkle, Little Star” Variations

Variations sur « Ah, vous dirai-je, Maman »  
 Variationen über „Leuchte, Leuchte kleiner Stern“  
 Variaciones de “Estrellita”

## Variation A


Shinichi Suzuki  
 (1898–1998)



Right hand



3 *simile*



5



7



9



11




3

# The Honeybee

L'Abeille • Summ, Summ, Summ • La Abeja

Bohemian Folk Song  
Chanson populaire gitane  
Böhmisches Volkslied  
Canción Folklórica Bohemia



10


5

9

14

# Allegretto 1

Carl Czerny  
(1791–1857)



21

*mf*

Allegretto

5 3 1

5 3 1

5

5 2 1 5

9

*mp*

*mp*

13

2

5 2

# Preparatory Right-Hand Studies

Etudes préparatoires pour la main droite

Vorbereitende Übungen für die rechte Hand

Estudios Preparatorios para la Mano Derecha

17

## Christmas-Day Secrets

Secrets de Noël • Weihnachtsgeheimnisse • Los Secretos de la Navidad

T. Dutton  
(dates unknown)

Allegretto



24

5

9