

# ABC PAPERS

## FOREWORD TO THE TEACHER

Poor readers are unhappy pianists! These papers are designed to make reading easy and to increase the playing enjoyment of young pianists.

The ABC PAPERS are based on the idea that to see a note in relation to its preceding note is the first step toward fluency in reading ; to see and play a note in relation to its preceding note is what later becomes continuity or flow in music.

To see the following melody :



and recognize that the first note is C, play it , the next note is E, play it, the next note is C, play it, etc. , is merely to read and play each of eight notes. But to see and play the first note, C, and then to see and play up a third, down a third, down a fourth, up a fourth, etc., is to see and feel a musical phrase.

The aim of these papers is to train students to recognize and play music from the standpoint of interval relationship rather than from the standpoint of individual notes.

This involves the following steps:

1. Recognizing intervals rapidly.
2. Playing intervals from dictation rapidly.
3. Recognizing and playing intervals simultaneously.

To facilitate these three steps, the teacher should give, in conjunction with the Papers, intensive drill on :

1. Developing the "feel" and "size" of intervals.
2. Playing without looking at the keyboard.
3. Ear - training and transposition.
4. Dictation :
  - a. Teacher dictate -- student play.
  - b. Teacher dictate -- student do mentally away from the keyboard.
  - c. Teacher dictate -- student write on music paper.

Copyright © 1947 Summy-Birchard Music a division of Summy-Birchard Inc. Copyright Renewed

All rights reserved Printed in U.S.A.  
ISBN 0-87487-198-0



**Summy-Birchard Inc.**

Exclusively distributed by Alfred Publishing Co., Inc.


*Francis Clark*



Draw a circle around each note that is on a line.



Draw a note on each line.





Indicate all intervals of thirds, fourths, and fifths.

Point and recite.

Play and recite.

