

ALFRED'S BEGINNING WORKBOOK FOR SNARE DRUM

A Comprehensive Accompaniment for Any Beginning Snare Drum Method

By Nate Brown



Alfred Music Publishing Co., Inc.
16320 Roscoe Blvd., Suite 100
P.O. Box 10003
Van Nuys, CA 91410-0003



alfred.com

Copyright © 2013 by Alfred Music Publishing Co., Inc.
All Rights Reserved. Printed In USA.
ISBN-10: 0-7390-9246-4
ISBN-13: 978-0-7390-9246-0

Contents

STUDENT CHARTS	4
INTRODUCTION	6
How to Use This Book	6
Importance of Counting	6
Warming Up	7
LESSON 1	8
Wholes, Quarters & Half Notes	8
Introduction to Music Notation	8
Quarter Rests	9
First Snare Drum Etudes.	10
LESSON 2	11
Whole Rests & Half Rests 1	11
Whole Rests & Half Rests 2.	12
LESSON 3	13
Eighth Notes 1	13
Eighth Notes 2	14
Repeats, First & Second Endings	15
Dynamics 1 (<i>p</i> and <i>f</i>).	16
LESSON 4	17
Eighth Rests 1	17
Eighth Rests 2	18
Eighth Notes & Eighth Rests (Duet)	19
LESSON 5	20
Dotted Half & Dotted Quarter Notes 1	20
Dotted Half & Dotted Quarter Notes 2	21
Dynamics 2 (<i>pp</i> , <i>p</i> , <i>f</i> , and <i>ff</i>)	22
Dal Segno al Fine	23
LESSON 6	24
Sixteenth Notes 1	24
Sixteenth Notes (Duet)	25
LESSON 7	26
Eighths Beamed with Sixteenths 1	26
Eighths Beamed with Sixteenths 2	27
Intro to Rudiments—Paradiddle.	28
Dynamics 3 (<i>mp</i> , <i>mf</i> , Accents, Dynamics on Repeats)	29
LESSON 8	30
Eighth Rests & Sixteenth Notes	30
Improvisation	31
Sixteenth Rests.	32
Check-Up	33
Da Capo al Coda.	34
LESSON 9	35
Dotted Eighth Notes 1	35
Dotted Eighth Notes 2	36
Check-Up	37

LESSON 1038
Time Signatures—Intro38
$\frac{2}{4}$ Time Signature 139
$\frac{2}{4}$ Time Signature 240
$\frac{2}{4}$ Time Signature 341
LESSON 1142
$\frac{3}{4}$ Time Signature 142
Rudiment—Double Paradiddle43
$\frac{3}{4}$ Time Signature 244
LESSON 1245
Multiple-Bounce Roll (Closed Roll)45
Double-Stoke Roll (Open Roll)46
Five-Stroke Roll 147
Five-Stroke Roll 248
Five-Stroke Roll 349
LESSON 1350
Nine-Stroke Roll 150
Nine-Stroke Roll 251
Five-Stroke Roll & Nine-Stroke Roll52
Five-Stroke Roll & Nine-Stroke Roll (Duet)53
Check-Up54
LESSON 1455
13-Stroke Roll & 17-Stroke Roll 155
13-Stroke Roll & 17-Stroke Roll 256
LESSON 1557
Eighth-Note Triplets 157
Eighth-Note Triplets 258
LESSON 1659
Sixteenth-Note Triplets 159
Sixteenth-Note Triplets 260
LESSON 1761
Seven-Stroke Roll 161
Seven-Stroke Roll 262
Check-Up63
LESSON 1864
The Flam 164
The Flam 265
LESSON 1966
The Drag 166
The Drag 267
Changes in Tempo (Ritardando, Accelerando, Fermata, A Tempo)68
LESSON 2069
Final Solo69
Final Test—Parts 1 & 270
ANSWER SHEETS73

Introduction to Music Notation


Lesson 1.1

4/4 Time Signature


- 4** The top number tells us there are four beats per measure.
- 4** The bottom number tells us the quarter note gets one beat.

More about *time signatures* on page 38.


Whole Note

-  A whole note takes up four beats.
Strike the first beat and rest on the next three.


Half Note

-  A half note takes up two beats.
Strike the first beat and rest on the next one.


Quarter Note

-  A quarter note takes up one beat.
Strike on each beat.


Repeat Sign

-  Go back to the beginning and play again.
Page 15 discusses more advanced rules.

X Notehead

-  The x notation means to strike the rim.*

Barline

-  Indicates the end of a measure and when to start counting from beat one again.



*Strike the rim furthest from where you are.

DIRECTIONS: Write the beat number below each note, and then play each line (see #1).

1 
1 1 3 1 2 3 4 1

2 
□ □ □ □ □ □ □ □ □ □

3 
□ □ □ □ □ □ □ □ □ □ □


4 
□ □ □ □ □ □ □ □ □ □ □


5 
□ □ □ □ □ □ □ □ □ □ □

Quarter Rests

Lesson 1.2

Quarter Rest

 A quarter rest takes up one beat.

 Count the rest like a quarter note, but do not strike the drum.

PART A

DIRECTIONS: Write the beat number below each note, and then play each line (see #1).

1 

2 

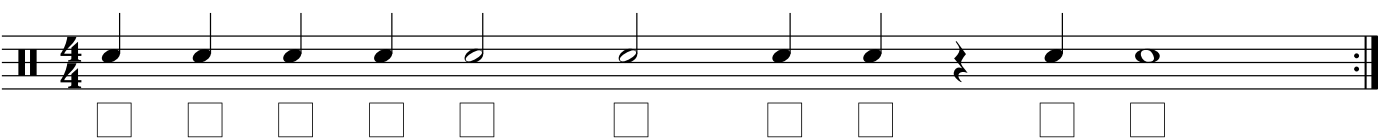
3 

4 

5 

PART B

DIRECTIONS: Draw the bar lines where they belong, write the beat numbers below each note, and then play each line.

1 

2 